

亚洲地区畅销逾 800 万册

ACTIVITY WORKBOOK

SIDE by SIDE

THIRD EDITION

朗文国际英语教程

练习册

最新版

第 1 册



Steven J. Molinsky
Bill Bliss

with

Carolyn Graham • Peter S. Bliss

W 上海外语教育出版社
外教社 SHANGHAI FOREIGN LANGUAGE EDUCATION PRESS



Longman 朗文

ACTIVITY WORKBOOK

SIDE by SIDE

THIRD EDITION

朗文国际英语教程

练习册

最新版

第 1 册



Steven J. Molinsky
Bill Bliss

with

Carolyn Graham • Peter S. Bliss

Contributing Authors

Dorothy Lynde • Elizabeth Handley

Illustrated by

Richard E. Hill

W 上海外语教育出版社
外教社 SHANGHAI FOREIGN LANGUAGE EDUCATION PRESS



Longman 朗文

ACTIVITY WORKBOOK

SIDE *by* SIDE

THIRD EDITION

**BOOK
1**



Steven J. Molinsky
Bill Bliss

with

Carolyn Graham • Peter S. Bliss

Contributing Authors

Dorothy Lynde • Elizabeth Handley

Illustrated by
Richard E. Hill



**Side by Side, 3rd edition
Activity Workbook 1**

Copyright © 2001 by Prentice Hall Regents

Addison Wesley Longman, Inc.

A Pearson Education Company.

All rights reserved.

No part of this publication may be reproduced,
stored in a retrieval system, or transmitted
in any form or by any means, electronic, mechanical,
photocopying, recording, or otherwise,
without the prior permission of the publisher.

Pearson Education, 10 Bank Street, White Plains, NY 10606

Vice president, director of publishing: *Allen Ascher*

Editorial manager: *Pam Fishman*

Vice president, director of design and production: *Rhea Banker*

Associate director of electronic production: *Aliza Greenblatt*

Production manager: *Ray Keating*

Director of manufacturing: *Patrice Fraccio*

Associate digital layout manager: *Paula D. Williams*

Interior design: *Wendy Wolf*

Cover design: *Elizabeth Carlson*

Illustrator: *Richard E. Hill*

The authors gratefully acknowledge the contribution
of Tina Carver in the development of the original
Side by Side program.

Simplified Chinese edition copyright ©2003 by PEARSON EDUCATION NORTH ASIA
LIMITED and SHANGHAI FOREIGN LANGUAGE EDUCATION PRESS.

Side by Side Activity WorkBook 1, 3rd edition by Molinsky & Bliss
Copyright ©2001

All Rights Reserved

Published by arrangement with the original publisher, Pearson Education, Inc., publishing as
Prentice Hall Regents.

This edition is authorized for sale only in the People's Republic of China (excluding Taiwan and
the Special Administrative Regions of Hong Kong and Macao).

本书由培生教育出版北亚洲有限公司授权上海外语教育出版社出版

仅供在中华人民共和国境内销售

本书封面贴有 Pearson Education 出版集团激光防伪标签，无标签者不得销售。

CONTENTS 目录

1	To Be: Introduction	To Be: 简介	2	11	Object Pronouns	宾格代词	
2	To Be + Location Subject Pronouns	To Be + 地点 主格代词	6		Simple Present Tense: -s vs. non-s Endings	一般现在时: 词尾加s和不加s	
3	Present Continuous Tense	现在进行时	13		Have/Has	Have/Has	
4	To Be: Short Answers Possessive Adjectives	To Be: 简短回答 所有格形容词	21		Adverbs of Frequency	频度副词	76
5	To Be: Yes/No Questions Short Answers Adjectives Possessive Nouns	To Be: 一般疑问句 简短回答 形容词 所有格名词	27	12	Contrast: Simple Present and Present Continuous Tenses Adjectives	对比: 一般现在时 和现在进行时 形容词	83
6	To Be: Review Present Continuous Tense: Review Prepositions of Location	To Be: 复习 现在进行时: 复习 地点介词	35	13	Can Have to	Can Have to	92
7	Prepositions There Is/There Are Singular/Plural: Introduction	介词 There Is/There Are 单数/复数:简介	41	14	Future: Going to Time Expressions Want to	将来时: Going to 时间表达法 Want to	100
8	Singular/Plural Adjectives This/That/These/Those	单数/复数 形容词 This/That/ These/Those	50	15	Past Tense: Regular Verbs Introduction to Irregular Verbs	过去时: 规则动词 介绍不规则 动词	114
9	Simple Present Tense	一般现在时	62	16	Past Tense: Yes/No Questions Short Answers WH-Questions More Irregular Verbs Time Expressions	过去时: 一般疑问句 简短回答 特殊疑问句 更多不规则动词 时间表达法	122
10	Simple Present Tense: Yes/No Questions Negatives Short Answers	一般现在时: 一般疑问句 否定 简短回答	69	17	To Be: Past Tense	To Be: 过去时	129
					Listening Scripts Correlation Key	听力文字 学生用书、练 习册对应表	138 142

A WHAT ARE THEY SAYING?

1

what's is my from name phone number
where are your I'm address

1. What's your name?


My _____ is Janet Miller.

2. What's your _____?

_____ address _____ 456 Main Street.


3. What's _____ phone number?

My _____ is 654-3960.




4. What's _____ name?

My _____ is Ken Green.



5. _____ your address?

My _____ is 15 Park Street.




6. What's your _____ number?

_____ phone _____ is 379-1029.



7. _____ you from?

_____ Detroit.



B NAME/ADDRESS/PHONE NUMBER

STUDENT IDENTIFICATION CARD

Name: Maria Gonzalez
First Name Last Name

Address: 235 Main Street
Bronx, New York

Phone Number: 741-8906



How about you? What's YOUR name, address, and phone number?

STUDENT IDENTIFICATION CARD

Name: _____
First Name Last Name

Address: _____

Phone Number: _____

My name _____

My _____

My _____

C LISTENING

Listen and circle the number you hear.

- | | | | | |
|------------------|-----------|-----------|-----------|------------|
| 1. <u>5</u>
9 | 3. 1
2 | 5. 4
1 | 7. 5
4 | 9. 10
0 |
| 2. 3
7 | 4. 6
3 | 6. 3
6 | 8. 8
2 | 10. 5
9 |

D NUMBERS

zero	0
one	1
two	2
three	3
four	4
five	5
six	6
seven	7
eight	8
nine	9
ten	10

Write the number.

four	4
seven	
one	
eight	
ten	
two	
nine	
six	
five	
three	

Write the word.

6	six
2	
7	
3	
1	
8	
10	
4	
9	
5	

E LISTENING



Listen and write the missing numbers.

1. What's your phone number?



My phone number is
389-793 2.



2. What's your telephone number?



My telephone number
is 837-29 3.



3. What's your apartment number?



My apartment
number is -B.



4. What's your address?



My address is
 Main Street.



5. What's your fax number?



My fax number is
654- 15.



6. What's your license number?



My license number is
26 3 9 .



F LISTENING



Listen and write the missing letters.

1. C-A-R-T- -R

2. J-O- -N- -O-

3. -E-R- -L-

4. A-N-D-E- -S- -N

5. -H-I-L- -I-P

6. -A-R- -I-N-E-

G WHAT ARE THEY SAYING?

name meet you Hi Nice

A. Hello. My name ¹ is Dan Harris.

B. ². I'm Susan Wilson.

Nice to ³ you.

A. ⁴ to meet ⁵, too.



is you Hello I'm My to

A. Hi. ⁶ name ⁷ Alice Lane.

B. ⁸. ⁹ Bob Chang.

A. Nice ¹⁰ meet you.

B. Nice to meet ¹¹, too.



H GRAMMARAP: Hi! Hello!



Listen. Then clap and practice.

A. Hi. I'm Jack.

B. Hello. I'm Jill.

C. Hi. I'm Mary.

D. Hello. I'm Bill.

All. Nice to meet you.

Nice to meet you, too.



A. Hi. I'm Bob.

B. Hello. I'm Tim.

C. Hi. I'm Susie.

D. Hello. I'm Jim.

All. Nice to meet you.

Nice to meet you, too.



A PUZZLE

2

Across

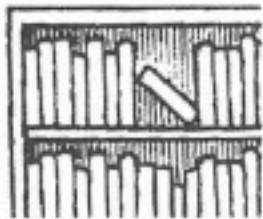
1.



5.



6.




8.



10.



12.

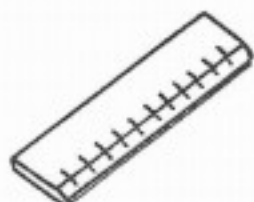


Down


1.



2.



3.



4.



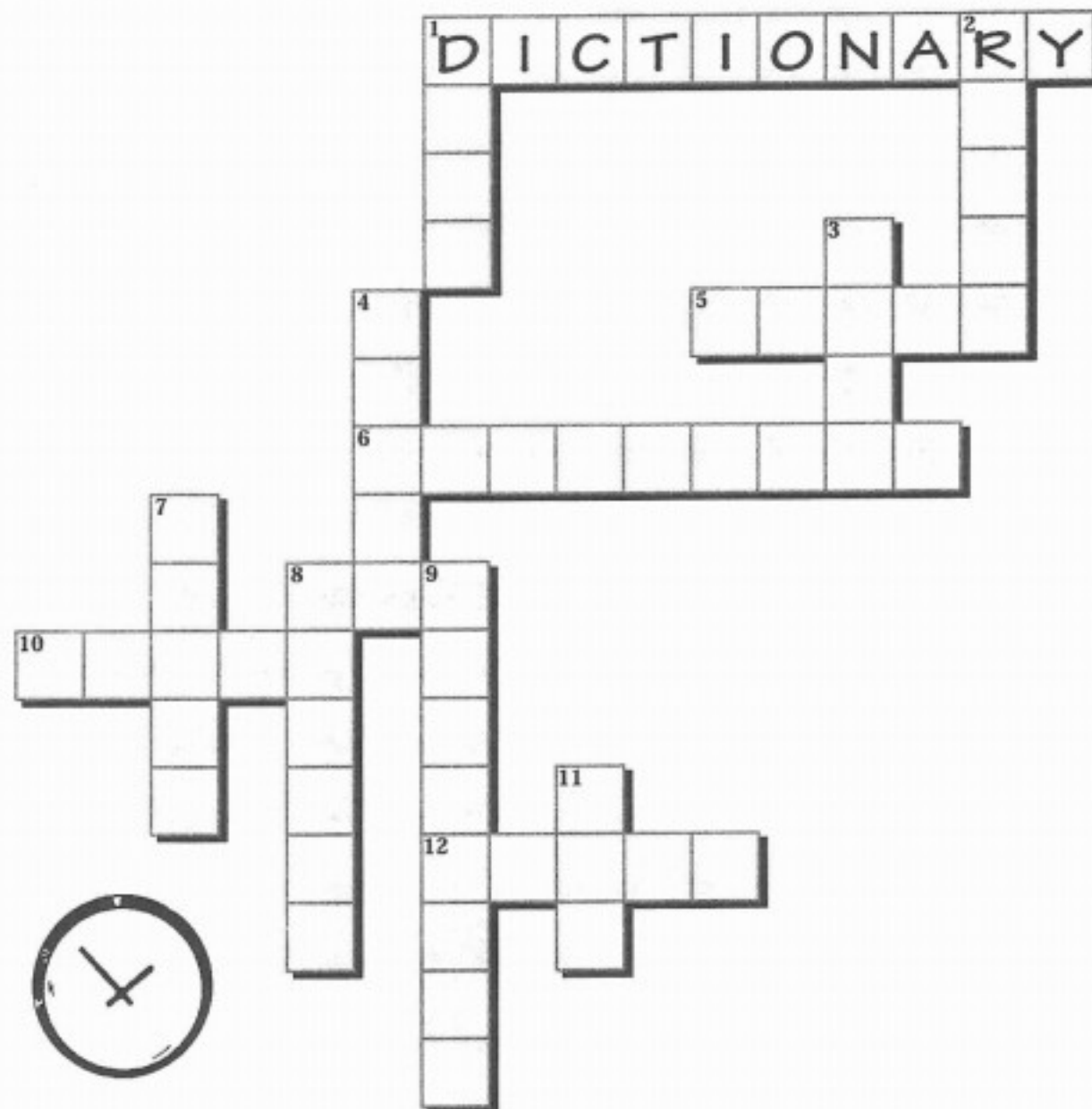
8.



9.



11.



B LISTENING



Listen and put a check (✓) under the correct picture.



1.



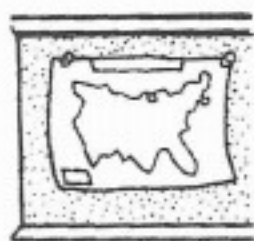
2.



3.



4.



5.



6.



C WHAT ARE THEY SAYING?

I'm
we're
they're

are
where
you

basement
dining room
kitchen

attic
yard
bathroom

living room
bedroom

1. Where are you?




2. Where Susan and Joe?




3. Where you and Julie?



4. are you?




5. Ben and Maria?




6. Where you and Betty?



7. Pam and Peter?



8. you?



D WHAT ARE THEY SAYING?

where's

she's

classroom

garage

he's

living room

it's


1. _____ Where's _____ David?

He's _____ in the _____.



2. _____ Millie?

_____ in the _____.



3. _____ the computer?

_____ in the _____.



E WHERE ARE THEY?

we he they
 she
 it


- (Mr. and Mrs. Chen) 1. _____ They _____ are in the kitchen.
- (Ms. Carter) 2. _____ is in the dining room.
- (Mr. Grant) 3. _____ is in the bathroom.
- (Harry and Mary) 4. _____ are in the basement.
- (Ellen and I) 5. _____ are in the attic.
- (The bookshelf) 6. _____ is in the living room.
- (Mr. White) 7. _____ is in the garage.
- (Mrs. Miller) 8. _____ is in the classroom.
- (The telephone book) 9. _____ is in the bedroom.

F WHERE ARE THEY?

I'm we're he's where's
 you're she's
 they're it's


- (He is) 1. _____ He's _____ in the bedroom.
- (They are) 2. _____ in the basement.
- (We are) 3. _____ in the attic.
- (I am) 4. _____ in the bathroom.
- (It is) 5. _____ in the dining room.
- (She is) 6. _____ in the living room.
- (You are) 7. _____ in the garage.
- (Where is) 8. _____ the cell phone?

G THE BAKER FAMILY



The Baker family is at home today. (1) Mrs. Baker is in the living room. (2) Mr. Baker is in the kitchen. (3) Peggy and Jim are in the yard. (4) Kevin is in the kitchen. (5) Susie is in her room. (6) And the car is in the garage.

H WHERE ARE THEY?



he's they're
she's
it's

1. Where's Mrs. Baker? She's in the living room.
2. Where's Mr. Baker? He's in the kitchen.
3. Where are Peggy and Jim? They're in the yard.
4. Where's Kevin? He's in the kitchen.
5. Where's Susie? She's in her room.
6. Where's the car? It's in the garage.

1 WHAT'S THE SIGN?


Fill in the signs. Then complete the sentences.



1. Helen is _____ in the park _____.




2. Mr. and Mrs. Grant are _____.




3. Edward is _____.




4. Maria is _____.



5. Jim and Sarah are _____.



6. Billy is _____.



7. The monkey is _____.



8. Ms. Johnson is _____.

J LISTENING

Listen and write the number under the correct picture.





1









K LISTENING

Listen and circle the word you hear.

- | | | | |
|-------------------|---------------------|---------------------|---------------|
| 1. zoo <u>you</u> | 3. We're They're | 5. Where Where's | 7. on in |
| 2. Ms. Mr. | 4. Where How | 6. She's He's | 8. Is It's |

L MATCHING

Match the nationality and the city.

- c 1. We're Mexican. We're from _____.
- _____ 2. She's Greek. She's from _____.
- _____ 3. He's Chinese. He's from _____.
- _____ 4. I'm Italian. I'm from _____.
- _____ 5. They're Puerto Rican. They're from _____.
- _____ 6. We're Korean. We're from _____.
- _____ 7. She's Japanese. She's from _____.


- a. Shanghai
- b. San Juan
- c. Mexico City
- d. Seoul
- e. Athens
- f. Tokyo
- g. Rome

M GRAMMARRAP: Where's Jack?



Listen. Then clap and practice.

- A. Where's Jack?
 B. He's in the kitchen.
 A. Where's Jill?
 B. She's in the dining room.
 A. Where's Mom?
 B. She's in the living room.
 A. Where's Fred?
 All. Fred's in bed.
 Fred's in bed.
 A. Jack's in the kitchen.
 All. Fred's in bed.
 A. Jack's in the kitchen.
 B. Jill's in the dining room.
 A. Mom's in the living room.
 All. Fred's in bed.



N GRAMMARRAP: Where Are Fred and Mary?



Listen. Then clap and practice.

Where are Fred and Mary

- A. Where's Jack?
 B. Where's Jill?
 C. Where are Fred and Mary?
 D. Where's Bill?
 A. Where's Ed?
 B. Where's Sue?
 C. Where are Bob and Betty?
 D. Where are Tom and Lou?



- A. Jack and Jill.
 B. Betty and Bill.
 C. Bob and Lou.
 D. Mary and Sue.
 A. Jack and Jill.
 B. Betty and Bill.
 C. Bob and Lou.
 D. Mary and Sue.

A WHAT ARE THEY SAYING?

3

doing
reading
playing
studying

watching
sleeping
eating
cooking

I'm
he's
she's

we're
they're
are

you
what
what's

1. What are you doing?




I'm _____ English.



2. What's Carla _____?



3. _____ Walter doing?



4. _____ Julie
and David doing?



5. _____ you
and George doing?



6. _____ you _____?



7. _____ William
doing?



B WHAT ARE THEY DOING?

cooking
drinking

eating
listening

playing
reading

singing
sleeping

studying
teaching

watching



1. He's eating breakfast.




2. She's drinking milk.




3. They're studying mathematics.



4. He's reading the newspaper.




5. They're sleeping.



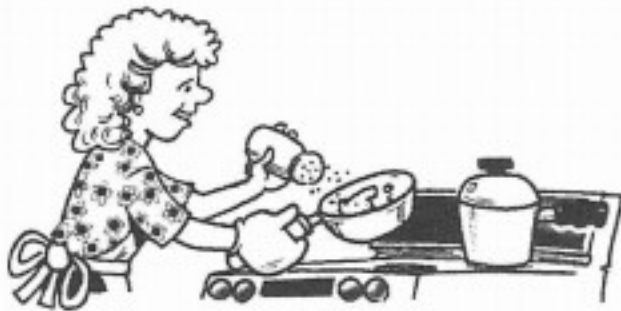
6. She's teaching.



7. He's listening to music.



8. They're watching TV.



9. She's cooking dinner.



10. He's singing.



11. They're playing baseball.

C LISTENING

Listen and put a check (✓) under the correct picture.



1. ☒





2. _____





3. _____






4. _____





5. _____






6. _____







7. _____







8. _____






9. _____





10. _____






Listen. Then clap and practice.



- A. Where's Frank?
 B. He's working at the bank.
 A. Frank?! At the bank?!
 B. Yes, that's right.
 He's working at the bank.
 All. Frank?! At the bank?! Oh, no!



- A. Where's Sue?
 B. She's working at the zoo.
 A. Sue?! At the zoo?!
 B. Yes, that's right.
 She's working at the zoo.
 All. Sue?! At the zoo?! Oh, no!



- A. Where's Paul?
 B. He's working at the mall.
 A. Paul?! At the mall?!
 B. Yes, that's right.
 He's working at the mall.
 All. Paul?! At the mall?! Oh, no!

E WHAT'S THE QUESTION?

Where is $\begin{Bmatrix} \text{he} \\ \text{she} \\ \text{it} \end{Bmatrix}$?

What's $\begin{Bmatrix} \text{he} \\ \text{she} \\ \text{it} \end{Bmatrix}$ doing?

Where are $\begin{Bmatrix} \text{you} \\ \text{they} \end{Bmatrix}$?

What are $\begin{Bmatrix} \text{you} \\ \text{they} \end{Bmatrix}$ doing?

1. Where are you ?

2. What's he doing ?

3. _____ ?

4. _____ ?

5. _____ ?

6. _____ ?

7. _____ ?

8. _____ ?

9. _____ ?

10. _____ ?

11. _____ ?

12. _____ ?



I'm in the garage

He's cooking dinner.

They're in the park.

We're playing with the dog.

He's in the attic.

She's listening to the radio.

She's in the yard.

We're at the beach.

He's sleeping.

It's in the classroom.

They're eating lunch.

I'm in the hospital.





Listen. Then clap and practice.

What's he

Where are

What are



A. Where's Charlie?

B. He's in the kitchen.

A. What's he doing?

B. Eating lunch.

All. Charlie's in the kitchen eating lunch.

Charlie's in the kitchen eating lunch.

A. Who's in the kitchen?

B. Charlie's in the kitchen.

A. What's he doing?

B. Eating lunch.



A. Where's Betty?

B. She's in the bedroom.

A. What's she doing?

B. Reading a book.

- All. Betty's in the bedroom reading a book.
 Betty's in the bedroom reading a book.
 A. Who's in the bedroom?
 B. Betty's in the bedroom.
 A. What's she doing?
 B. Reading a book.



- A. Where are Mom and Dad?
 B. They're in the living room.
 A. What are they doing?
 B. Watching Channel Seven.
 All. Betty's in the bedroom.
 Mom's in the living room.
 Dad's in the living room.
 Charlie's in the kitchen.

- A. Where's Charlie?
 All. He's in the kitchen.
 A. What's he doing?
 All. Eating lunch.

✓ CHECK-UP TEST: Chapters 1-3

A. Answer the questions.

Ex. What's your telephone number?

Mytelephone number is 567-1032.....

1. What's your name?

.....

2. What's your address?

.....

3. Where are you from?

.....

B. Circle the correct answer.

Ex. The map is on the yard
wall .
park

1. We're eating milk
cards .
lunch

2. What
Where's Ben doing?
What's

3. Max is planting flowers
swimming in
singing

the bathroom.

4. Ms. Park is teaching dinner
mathematics .
the radio.

5. Nice to hello
hi you.
meet

6. The pencil
attic is in the classroom.
shower

C. Fill in the blanks.

Ex. What's Bill doing?

1. Maria is _____ the hospital.

2. I'm _____ the newspaper.

3. Where's Joe? _____ in the cafeteria.

4. They're _____ TV.

5. What are you and Peter doing? _____
reading.

6. _____ the car? It's in the garage.

7. What are you _____? I'm
studying.

8. Where's the cell phone? _____
in the basement.

9. _____ are Mr. and Mrs. Chen doing?

10. Carol _____ Bob are eating
breakfast.

D. Listen and write the letter or number you hear.

Ex. M-A-R-K

1. C-A-R-___E-R

2. 354-9___12

3. 890-74___2

4. ___-U-L-I-E

5. 6___2-3059

6. 517___349