

亚洲地区畅销逾 800 万册

SIDE by SIDE

THIRD EDITION

朗文国际英语教程

学生用书

最新版

第 1 册



Steven J. Molinsky

Bill Bliss

W 上海外语教育出版社
外教社 SHANGHAI FOREIGN LANGUAGE EDUCATION PRESS



Longman 朗文



SIDE by SIDE

THIRD EDITION

朗文国际英语教程

学生用书

最新版

第1册



Steven J. Molinsky
Bill Bliss

W 上海外语教育出版社
外教社 SHANGHAI FOREIGN LANGUAGE EDUCATION PRESS



Longman 朗文

Illustrated by
Richard E. Hill

图书在版编目(CIP)数据

朗文国际英语教程: 最新版. 第1册 / (美) 莫林斯基 (Molinsky, S. J.),
(美) 布利斯 (Bliss, B.) 编.

—上海: 上海外语教育出版社, 2003 (2012重印)

ISBN 978-7-81080-643-5

I. 朗… II. ①莫… ②布… III. 英语课-中小学-教材 IV. G634.411

中国版本图书馆CIP数据核字 (2007) 第003755号

图字: 09-2002-679号

邵严毅 何平 译注

出版发行: 上海外语教育出版社

(上海外国语大学内) 邮编: 200083

电 话: 021-65425300 (总机)

电子邮箱: bookinfo@sflep.com.cn

网 址: <http://www.sflep.com.cn> <http://www.sflep.com>

责任编辑: 王冬梅

印 刷: 绍兴新华数码印刷技术有限公司

开 本: 850×1168 1/16 印张 20.75 字数 335千字

版 次: 2003年6月第1版 2012年9月第18次印刷

印 数: 10 000 册

书 号: ISBN 978-7-81080-643-5 / G · 328

定 价: 35.50 元

本版图书如有印装质量问题, 可向本社调换

SIDE by SIDE

THIRD EDITION

BOOK
1



Steven J. Molinsky
Bill Bliss

Illustrated by

Richard E. Hill

**Side by Side, 3rd edition
Student Book 1**

Copyright © 2001 by Prentice Hall Regents
Addison Wesley Longman, Inc.
A Pearson Education Company.
All rights reserved.

No part of this publication may be reproduced,
stored in a retrieval system, or transmitted
in any form or by any means, electronic, mechanical,
photocopying, recording, or otherwise,
without the prior permission of the publisher.

Pearson Education, 10 Bank Street, White Plains, NY 10606

Vice president, director of publishing: *Allen Ascher*
Editorial manager: *Pam Fishman*
Vice president, director of design and production: *Rhea Banker*
Associate director of electronic production: *Aliza Greenblatt*
Production manager: *Ray Keating*
Director of manufacturing: *Patrice Fraccio*
Digital layout specialist: *Wendy Wolf*
Associate art director: *Elizabeth Carlson*
Interior design: *Elizabeth Carlson, Wendy Wolf*
Cover design: *Elizabeth Carlson*

Contributing *Side by Side* Gazette authors: *Laura English, Meredith Westfall*

Photo credits: p. 25, Walter Hodges/Corbis; p. 26, (top, left) Rhoda Sidney/Stock Boston, (top, right) Stuart Cohen/The Image Works, (bottom, left) Will & Deni McIntyre/Tony Stone Images, NY, (bottom, right) Ariel Skelley/The Stock Market; p. 54, (top) Spencer Grant/Liaison Agency, Inc., (bottom) Bachmann/The Image Works; p. 77, (center) Liane Enkelis/Stock Boston, (left) Bill Horsman/Stock Boston, (right) Robert Nickelsberg/Liaison Agency, Inc.; p. 78, (top) John Coletti/Stock Boston, (second from top) Torleif Svensson/The Stock Market, (second from bottom) Rick Smolan/Stock Boston, (bottom) Monika Graff/Stock Boston; p. 98 (top) Randi Anglin/The Image Works, (second from top) David S. Robbins/Tony Stone Images, NY, (second from bottom) Richemond/The Image Works, (bottom) Tony Stone Images, NY; p. 115, Starr/Stock Boston; p. 116, (top left) Topham/The Image Works, (bottom, left) Paolo Negri/Tony Stone Images, NY, (center) G. Salomone, Granata Press/The Image Works, (right) T & D McCarthy/The Stock Market; p. 140, (top) John Coletti/Stock Boston, (center) Index Stock Photography, (bottom) David Simson/Stock Boston; p. 165, (bottom, right) Eric Sander/Liaison Agency, Inc., (top) Jeff Greenberg/The Image Works, (bottom, left) Lee Snider/The Image Works; p. 166, (top, left) Jeff Greenberg/The Image Works, (top, center) Owen Franken/Corbis, (top, right) David Young-Wolff/Tony Stone Images, NY, (bottom, left) Frank Siteman/Omni-Photo Communications, Inc., (bottom, center) Willie L. Hill/The Image Works, (bottom, right) David Young-Wolff/PhotoEdit.

The authors gratefully acknowledge the contribution
of Tina Carver in the development of the original
Side by Side program.

Simplified Chinese edition copyright ©2003 by PEARSON EDUCATION NORTH ASIA
LIMITED and SHANGHAI FOREIGN LANGUAGE EDUCATION PRESS.

Side by Side Student Book 1, 3rd edition by Molinsky & Bliss

Copyright ©2001

All Rights Reserved

Published by arrangement with the original publisher, Pearson Education, Inc., publishing as
Prentice Hall Regents.

This edition is authorized for sale only in the People's Republic of China (excluding Taiwan and
the Special Administrative Regions of Hong Kong and Macao).

本书由培生教育出版北亚洲有限公司授权上海外语教育出版社出版
仅供在中华人民共和国境内销售

本书封面贴有 Pearson Education 出版集团激光防伪标签, 无标签者不得销售。

序 言

编写英语学习基础阶段的教材有两种主要的方式，即以语法体系为主线和以交际功能为主线。这两种方式各有其侧重，同时又各有弊端。以语法体系为主线编写的教材重视学生对语法体系的系统掌握，重视建构句子的熟练程度和准确程度，但往往忽略了对学生交际能力的培养，其极端表现是通晓语法，但不善开口；以交际功能为主线编写的教材重视学生使用语言进行交际的能力的培养，但往往忽视对语言（包括语法、用词、发音等方面）准确性的要求，其极端表现是开口大胆，但语言错误比比皆是。交际是学习外语的根本目的，学了半天只知语法规则却无法和别人沟通交流，近乎白学；反之，语言的语法（从广义上说包括语言的语法、词汇、发音）规则是语言的根本，没有一句话离得开语法，那些只图满足眼前交际需要、不求坚实的语言功底的人迟早会发现自己词不达意、力不从心，并招人嗤笑。理想的教材和相应的教学方法应该寻找语法能力和交际能力之间合理的平衡，以及两者有机的结合。近年来国外和国内编写的不少教材都朝这个方向作了努力，并取得了不同程度的成功。由上海外语教育出版社从朗文出版社引进后改编出版的这套适用于中学英语教学的《朗文国际英语教程》(Side by Side) 我认为还是比较成功的一个例子。在这套教材的四册书中，每一课都有一个语法中心点，以及需要频繁使用该语法项的交际情景，于是学生刚学到的语法知识立即就能用到语言交际中去。因此可以毫不夸张地说从第一册第一课开始学生就能学会用英语进行交际了。该教材四册共五十课，几乎覆盖了英语语法的所有要点，从最基本的动词 to be 到动词 wish 后面从句中的虚拟式，而这五十个语法要点又分别和五十种常用的交际策略一一挂钩，在各种交际情景中得到操练和运用。这是本套教材最主要的优点。在抓住语法—交际这条主线的时候，编者对其他的语言能力也没有忽略，每一课都有听力、阅读、发音这些组成部分，可见编者对学生语言能力的训练有较全面的考虑。每隔三课出现一期的“公报”(Gazette) 则以灵活、多样的形式为学生提供了富含文化信息的阅读材料。

一种教材能不能得到认可、能不能受到欢迎，在很大程度上取决于教师认为这套教材是否好教，是否容易上手。《朗文国际英语教程》这套教材尽管内容很丰富，但它的编排十分清晰，每一课的几个主要构成板块一目了然，十分便于教师使用，和有些进口教材过于花哨的编排相比，这应该说是它的另一优点。

目前我国大多数英语教师本身接受的英语教育比较传统，他们本身的语法能力大多高于交际能力，这或许是因为纯粹是交际法的教材在中国往往难以推广。《朗文国际英语教程》的每一课都包含语法和交际这两个板块，但同时又把它们有机地结合起来，这样的方式对大多数的教师来说是比较容易接受的，会觉得比较容易教。此外这套教材的教师用书 (Teacher's Guide) 内容十分详尽，为教师提供了很大的方便。

《朗文国际英语教程》虽然不是一套适用于零起点学生的教材，但它所要求的起点并不高。就目前我国大中城市的中小学英语教学水平来看，具有小学到初中的英语基础便可使用这套教材，因此这是一套适用面较广的教材。

这套教材的版面设计生动多彩，印刷精美，打开一本书就犹如打开一本儿童动画书，我想这对我们的中小学生会很有吸引力，也有利于营造一种宽松的学习气氛。

我国的英语热已经从大中学校扩大到小学、幼儿园，出现明显的低龄化倾向。要取得理想的教学效果，选定一种好的、适合实际需要的教材是关键，这对中小学生尤为重要。一旦选定了教材，接下来便是如何用好教好它的问题了。《朗文国际英语教程》无疑是一套好教材，我相信只要我们广大的教师能多动脑筋，多下功夫，就一定能用好这套教材，收到理想的教学效果。

何兆熊

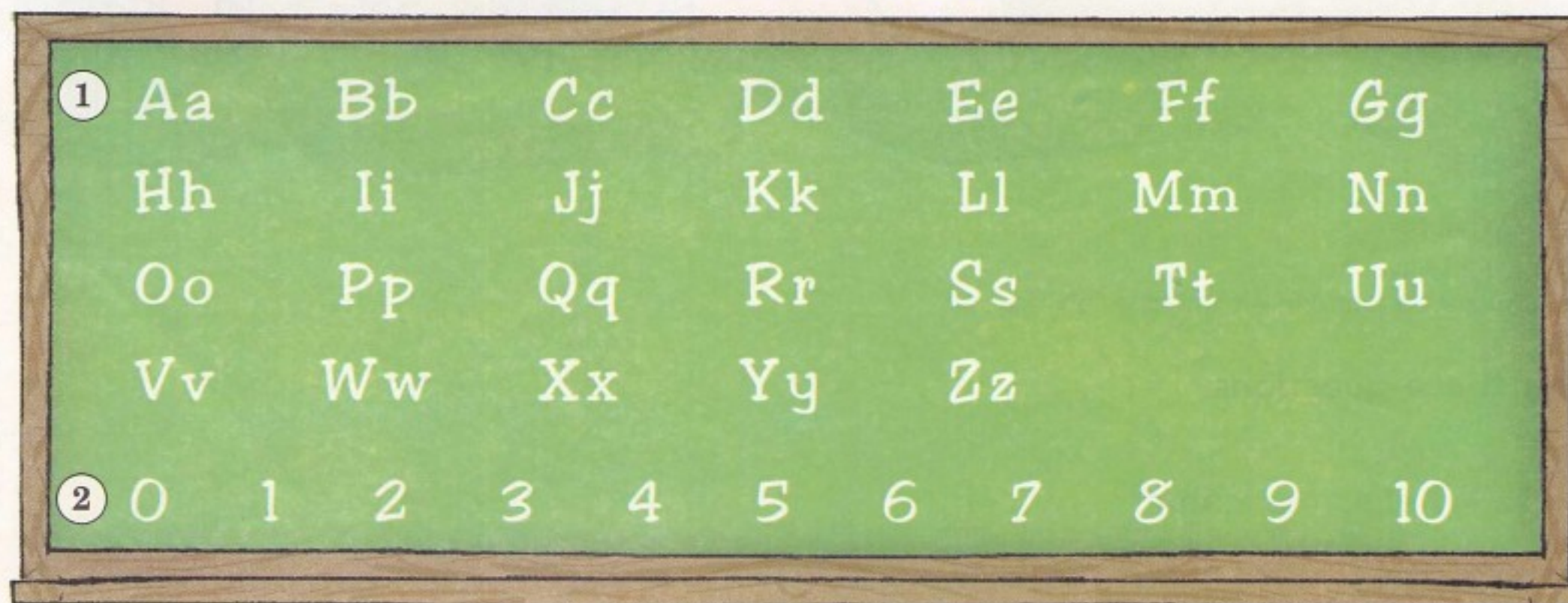
2002年10月



To Be: Introduction

- Personal Information
- Meeting People

VOCABULARY PREVIEW




1. alphabet

2. numbers



3. name




4. address



5. telephone number
phone number

What's Your Name?



* What's = What is
235 = two thirty-five
741-8906 = seven four one – eight nine "oh" six

Answer these questions.

1. What's your name?

2. What's your address?

3. What's your phone number?

4. Where are you from?

Now practice with other students in your class.

ROLE PLAY *A Famous Person*

Interview a famous person. Make up addresses, phone numbers, and cities. Use your imagination! Practice with another student. Then present your role play to the class.



A. What's your name?

B. My name is _____.

A. _____ address?

B. _____.

A. _____ phone number?

B. _____.

A. Where are you from?

B. _____.



a famous actor



a famous actress



a famous athlete



the president
of your country*

How to Say It!

Meeting People

A. Hello. My name is *Peter Lewis*.

B. Hi. I'm *Nancy Lee*. Nice to meet you.

A. Nice to meet you, too.

Practice conversations with other students.



* president / prime minister / leader

READING

WHAT'S YOUR NAME?



My name is David Carter. I'm American. I'm from San Francisco.



My name is Mrs. Grant. My phone number is 549-2376.




My name is Ms. Martinez. My telephone number is (213) 694-5555. My fax number is (213) 694-5557.



My name is Peter Black. My address is 378 Main Street, Waterville, Florida. My license number is 921DCG.



My name is Susan Miller. My apartment number is 4-B.



My name is Mr. Santini. My e-mail address is TeacherJoe@worldnet.com.*



My name is William Chen. My address is 294 River Street, Brooklyn, New York. My telephone number is 469-7750. My social security number is 044-35-9862.

* "TeacherJoe at worldnet-dot-com"

✓ READING CHECK-UP

MATCH

- | | |
|-------------------------------|----------------------------|
| ___ 1. name | a. 549-2376 |
| ___ 2. address | b. 4-B |
| ___ 3. phone number | c. TeacherJoe@worldnet.com |
| ___ 4. apartment number | d. William Chen |
| ___ 5. social security number | e. 378 Main Street |
| ___ 6. e-mail address | f. 044-35-9862 |

LISTENING


Listen and choose the correct answer.



- | | |
|------------------------|--------------------------|
| 1. a. Mary Black | 4. a. 295-4870 |
| b. Mrs. Grant | b. 259-4087 |
| 2. a. 265 River Street | 5. a. 032-98-6175 |
| b. 265 Main Street | b. 032-89-6179 |
| 3. a. 5-C | 6. a. maryb@worldnet.com |
| b. 9-D | b. garyd@worldnet.com |

INTERVIEW *Spelling Names*

Practice the conversation.



- A. What's your last name?
 B. Kelly.
 A. How do you spell that?
 B. K-E-L-L-Y.
 A. What's your first name?
 B. Sarah.
 A. How do you spell that?
 B. S-A-R-A-H.

Now interview students in your class.

	LAST NAME	FIRST NAME
1.		
2.		
3.		
4.		
5.		
6.		
7.		
8.		

PRONUNCIATION *Linked Sounds*

Listen. Then say it.

My name is Maria.

My address is 10 Main Street.

My apartment number is 3B.

Say it. Then listen.

My name is David.

My address is 9 River Street.

My phone number is 941-2238.



Write about yourself
in your journal.



My name is _____.

My address is _____.

My phone number is _____.

I'm from _____.

CHAPTER SUMMARY

GRAMMAR 语法

To Be

am	I am from Mexico City. (I am)
is	What's your name? (What is) My name is Maria.
are	Where are you from?

KEY VOCABULARY 关键词汇

PERSONAL INFORMATION 个人信息

name
first name
last name
address
e-mail address

telephone number
phone number
apartment number
fax number

MEETING PEOPLE 与人会面





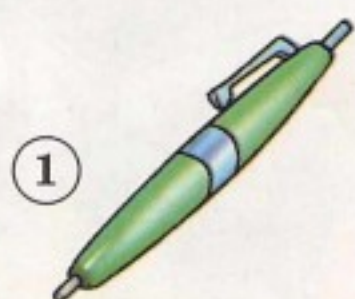
Hello.
Hi.
My name is _____.
I'm _____.
Nice to meet you.
Nice to meet you, too.



To Be + Location Subject Pronouns

- Classroom Objects
- Cities and Nationalities
- Rooms in the Home
- Places Around Town

VOCABULARY PREVIEW




1. pen
2. pencil
3. book
4. desk
5. computer

6. bank
7. supermarket
8. post office
9. restaurant
10. library

11. living room
12. dining room
13. kitchen
14. bedroom
15. bathroom

In the Classroom



1. pen
2. book
3. pencil
4. notebook
5. bookshelf

6. globe
7. map
8. board
9. wall




10. clock
11. bulletin board
12. computer
13. table

14. chair
15. ruler
16. desk
17. dictionary


Where Is It?

(Where is) Where's the book?

(It is) It's on the desk.



1. Where's the pen?



2. Where's the board?



3. Where's the globe?



4. Where's the ruler?




5. Where's the pencil?




6. Where's the clock?



7. Where's the notebook?




8. Where's the dictionary?



9. Where's the bulletin board?



Work with another student. Make a list of all the objects in your classroom. Present your list to the class. Who has the best list?



- 1. living room
- 2. dining room
- 3. kitchen


- 4. bedroom
- 5. bathroom
- 6. attic

- 7. yard
- 8. garage
- 9. basement

Where Are You?

	am	I	
		he	}
		she	
Where	is	it	
			?
		we	}
		you	
	are	they	

(I am)	I'm	}	in the kitchen.
(He is)	He's		
(She is)	She's		
(It is)	It's		
(We are)	We're		
(You are)	You're		
(They are)	They're		




1. Where are you?



2. Where are you?



3. Where are Jim and Pam?



4. Where are you?



5. Where are Mr. and Mrs. Park?



6. Where are you?



7. Where are you?



8. Where are you and Ben?



9. Where are Mr. and Mrs. Hernandez?

Where's Bob?



* Where's = Where is



1. Where's Tim?



2. Where's Rosa?



3. Where's the newspaper?



4. Where's Peggy?



5. Where's the telephone book?



6. Where's Harry?



7. Where's Ellen?




8. Where's Kevin?



9. Where's the cell phone?

READING



THE STUDENTS IN MY ENGLISH CLASS

The students in my English class are very interesting. Henry is Chinese. He's from Shanghai. Linda is Puerto Rican. She's from San Juan. Mr. and Mrs. Kim are Korean. They're from Seoul.

George is Greek. He's from Athens. Carla is Italian. She's from Rome. Mr. and Mrs. Sato are Japanese. They're from Tokyo. My friend Maria and I are Mexican. We're from Mexico City.

Yes, the students in my English class are very interesting. We're from many different countries . . . and we're friends.



READING CHECK-UP

TRUE OR FALSE?

- ___ 1. Linda is Korean.
- ___ 2. George is Greek.
- ___ 3. Henry is from Mexico City.
- ___ 4. Mr. Kim is from Seoul.
- ___ 5. Carla is Chinese.
- ___ 6. The students in the class are from many countries.

How About You?

Tell about the students in YOUR English class. Where are they from?



How to Say It!

Greeting People


- A. Hi. How are you?
- B. Fine. And you?
- A. Fine, thanks.

Practice conversations with other students.



Where Are They?

Ask and answer questions based on these pictures.




1. _____ Albert?



2. _____ Carmen?



3. _____ Walter and Mary?



4. _____ you?



5. _____ you?



6. _____ Kate?



7. _____ Mr. and Mrs. Lee?




8. _____ monkey?



9. _____ I?


Now add people and places of your own.



10. _____?



11. _____?



12. _____?

READING



ALL THE STUDENTS IN MY ENGLISH CLASS ARE ABSENT TODAY

All the students in my English class are absent today. George is absent. He's in the hospital. Maria is absent. She's at the dentist. Mr. and Mrs. Sato are absent. They're at the social security office. Even our English teacher is absent. He's home in bed!

What a shame! Everybody in my English class is absent today. Everybody except me.

✓ READING CHECK-UP

WHAT'S THE ANSWER?

1. Where's George?
2. Where's Maria?
3. Where are Mr. and Mrs. Sato?
4. Where's the English teacher?



How About You?

Tell about YOUR English class:
Which students are in class today?
Which students are absent today?
Where are they?

LISTENING

WHAT'S THE WORD?

Listen and choose the correct answer.

- | | |
|----------------|------------|
| 1. a. bank | b. park |
| 2. a. hospital | b. library |
| 3. a. He's | b. She's |
| 4. a. He's | b. She's |
| 5. a. We're | b. They're |
| 6. a. We're | b. They're |

WHERE ARE THEY?

Listen and choose the correct place.

- | | |
|-------------------|----------------|
| 1. a. living room | b. dining room |
| 2. a. bathroom | b. bedroom |
| 3. a. garage | b. yard |
| 4. a. bathroom | b. bedroom |
| 5. a. kitchen | b. living room |
| 6. a. bedroom | b. basement |

PRONUNCIATION Reduced and

Mr. and Mrs.

Listen. Then say it.

Mr. and Mrs. Jones

Mr. and Mrs. Park

Jim and Pam

You and Ben

Say it. Then listen.

Mr. and Mrs. Lee

Mr. and Mrs. Miller

Walter and Mary

Jim and I



Draw a picture of your apartment or house. Label the rooms.



Work with another student. Draw a picture of your classroom. Label all the objects.

CHAPTER SUMMARY

GRAMMAR 语法

SUBJECT PRONOUNS 主格代词

TO BE + LOCATION TO BE + 地点

Where	am	I?
	is	he? she? it?
	are	we? you? they?

(I am)	I'm	in the kitchen.
(He is) (She is) (It is)	He's She's It's	
(We are) (You are) (They are)	We're You're They're	

KEY VOCABULARY 关键词汇

CLASSROOM OBJECTS 教室物品

board
book
bookshelf
bulletin board
chair
clock
computer
desk
dictionary

globe
map
notebook
pen
pencil
ruler
table
wall

PLACES AT HOME 家中布局

attic
basement
bathroom
bedroom
dining room
garage
kitchen
living room
yard

PLACES AROUND TOWN 市内场所

bank
hospital
library
movie theater
park
post office
restaurant
supermarket
zoo

GREETING PEOPLE 问候

Hi. How are you?
Fine. And you?
Fine, thanks.



Present Continuous Tense

• Everyday Activities

VOCABULARY PREVIEW



1. eating
2. drinking
3. cooking
4. reading
5. studying


6. teaching
7. singing
8. sleeping
9. swimming
10. planting

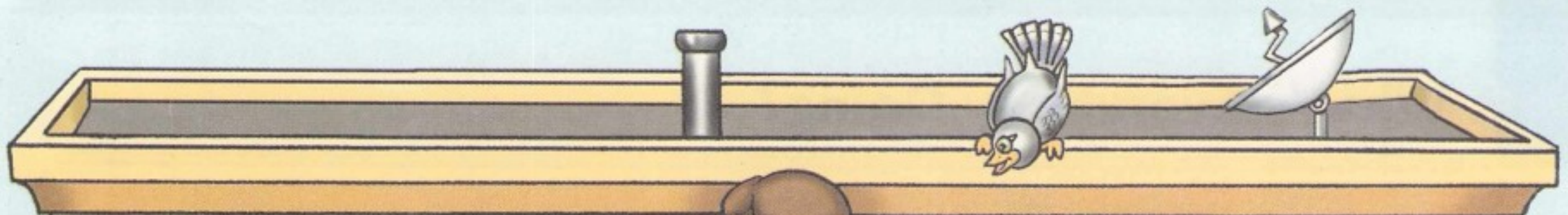
11. watching TV
12. listening to music
13. playing cards
14. playing baseball
15. playing the piano

What Are You Doing?

am	I	
is	{ he she it }	doing?
are	{ we you they }	

(I am)	I'm	} eating.
(He is)	He's	
(She is)	She's	
(It is)	It's	
(We are)	We're	}
(You are)	You're	
(They are)	They're	





1. A. What are you doing?
B. _____ reading the newspaper.

2. A. _____ Mr. and Mrs. Lane doing?
B. _____ cooking dinner.




3. A. _____ you and Judy doing?
B. _____ eating dinner.

4. A. _____ Rita doing?
B. _____ studying English.



5. A. _____ Henry doing?
B. _____ sleeping.

6. A. _____ Carol and Ken doing?
B. _____ watching TV.



7. A. _____ Irene doing?
B. _____ playing the piano.

8. A. What are YOU doing?
B. I'm _____.



What's Everybody Doing?



- A. Where's Walter?
- B. He's in the kitchen.
- A. What's he doing?
- B. He's eating breakfast.



- 1. Karen
park
eating lunch



- 2. Mr. and Mrs. Clark
dining room
eating dinner



- 3. you
bedroom
playing the guitar



- 4. you
living room
playing cards



- 5. Gary and Jane
yard
playing baseball



- 6. Miss Baker
cafeteria
drinking milk



7. you
library
studying English



8. Ms. Johnson
classroom
teaching mathematics



9. Marvin
bathroom
singing



10. Martha
hospital
watching TV



11. your friend
park
listening to music



12.


How to Say It!

Checking Understanding


- A. Where's Walter?
B. He's in the kitchen.
A. In the kitchen?
B. Yes.

Practice conversations with other students.

Action Game!



Pantomime an everyday activity for the class. Ask students, "What am I doing?"



IN THE PARK

The Jones family is in the park today. The sun is shining, and the birds are singing. It's a beautiful day!

Mr. Jones is reading the newspaper. Mrs. Jones is listening to the radio. Sally and Patty Jones are studying. And Tommy Jones is playing the guitar.

The Jones family is very happy today. It's a beautiful day, and they're in the park.



AT HOME IN THE YARD

The Chen family is at home in the yard today. The sun is shining, and the birds are singing. It's a beautiful day!

Mr. Chen is planting flowers. Mrs. Chen is drinking lemonade and reading a book. Emily and Jason Chen are playing with the dog. And Jennifer Chen is sleeping.

The Chen family is very happy today. It's a beautiful day, and they're at home in the yard.

✓ READING CHECK-UP

TRUE OR FALSE?

- ___ 1. The Jones family is at home in the yard today.
- ___ 2. Mr. Chen is planting flowers.
- ___ 3. Patty Jones is studying.
- ___ 4. Jason Chen is reading a book.
- ___ 5. The Chen family is singing.
- ___ 6. The Jones family and the Chen family are very happy today.

Q & A

Using this model, make questions and answers based on the stories on page 22.

- A. *What's Mr. Jones doing?*
- B. *He's reading the newspaper.*


LISTENING

Listen and choose the correct answer.

- 1. a. She's studying.
b. I'm studying.
- 2. a. He's eating.
b. She's eating.
- 3. a. He's watching TV.
b. She's watching TV.
- 4. a. We're cooking dinner.
b. They're cooking dinner.
- 5. a. We're planting flowers.
b. They're planting flowers.
- 6. a. You're playing baseball.
b. We're playing baseball.

IN YOUR OWN WORDS

FOR WRITING AND DISCUSSION



AT THE BEACH

The Martinez family is at the beach today. Using this picture, tell a story about the Martinez family.

PRONUNCIATION Reduced *What are* & *Where are*

Listen. Then say it.

What are you doing?

What are Jim and Jane doing?

Where are Mary and Fred?

Where are you and Judy?

Say it. Then listen.

What are they doing?


What are Carol and Ken doing?

Where are Mr. and Mrs. Lane?

Where are you and Henry?



What are you doing now?
What are your friends doing?
Write about it in your journal.



CHAPTER SUMMARY

GRAMMAR 语法

PRESENT CONTINUOUS TENSE 现在进行时

What	am	I	doing?
	is	he she it	
	are	we you they	

(I am)	I'm	eating.
(He is) (She is) (It is)	He's She's It's	
(We are) (You are) (They are)	We're You're They're	

KEY VOCABULARY 关键词汇

EVERYDAY ACTIVITIES 日常活动

cooking dinner
drinking milk/lemonade
eating breakfast/lunch/dinner
listening to music/the radio
planting flowers
playing cards
playing baseball
playing the guitar/the piano

reading a book/the newspaper
singing
sleeping
studying English
swimming
teaching
watching TV

CHECKING UNDERSTANDING 检查理解情况

In the kitchen?

FACT FILE

Titles

Mr. is a title for a man.

Ms., Mrs., and Miss are titles for a woman.

Nicknames

My name is David.
My nickname is Dave.



COMMON NICKNAMES

Name	Nickname	Name	Nickname
James	Jim	Elizabeth	Liz, Betty
Peter	Pete	Jennifer	Jenny
Robert	Bob	Judith	Judy
Timothy	Tim	Katherine	Kathy, Kate
Thomas	Tom	Patricia	Patty
William	Bill	Susan	Sue

BUILD YOUR VOCABULARY!

Playing Instruments, Sports, and Games

I'm playing _____.

Instruments



the violin



the clarinet



the trumpet

Sports



soccer



tennis



basketball

Games



chess



checkers



tic tac toe

Global Exchange

SungHee: Hello. My name is Sung Hee. I'm Korean. I'm from Seoul. I'm a student. Right now I'm in my English class. I'm looking for a keypal in a different country.


DanielR: Hi, Sung Hee! My name is Daniel. My nickname is Danny. My last name is Rivera. I'm Mexican. I'm from Mexico City. I'm a student. Right now I'm at home. I'm at my computer, and I'm listening to music. I'm also looking for a keypal. Tell me about your school and your English class.

Send a message over the Internet. Tell about yourself.
Look for a keypal.

AROUND THE WORLD

Greetings

Right now, all around the world, people are greeting each other in different ways.



They're shaking hands.



They're kissing.



They're bowing.



They're hugging.

How are people in your country greeting each other today?

LISTENING

You Have Seven Messages!

Messages

- | | | |
|----------|---|--------------------------|
| <u>c</u> | 1 | a. Mrs. Lane 731-0248 |
| ___ | 2 | b. Linda Lee 969-0159 |
| ___ | 3 | c. Henry Drake 427-9168 |
| ___ | 4 | d. Dad |
| ___ | 5 | e. Patty |
| ___ | 6 | f. Jim 682-4630 |
| ___ | 7 | g. Kevin Carter 298-4577 |

You have seven messages!



What Are They Saying?

